



MISTER SMITH

INTERIORS • SINCE 1963

CURTAIN GUIDE



INTRODUCTION

We design, make and fit curtains, we specialise in hand-finished, interlined curtains made to measure.

Each member of our team is an experienced curtain designer who will work closely with you from inception to installation.

From the moment you decide to invest in a pair of new curtains, we'll ensure you are looked after with an unrivalled personal service and that you receive beautiful, perfectly fitted curtains.

Do you have a question? Call us on 01273 605574
or email us at sales@mistersmith.co.uk

LARGEST FABRIC LIBRARY IN EAST SUSSEX

Visit our shop in Brighton to view the largest selection of fabrics in East Sussex; one of our experienced curtain designers will guide you through the latest collections and styles and help you choose the perfect fabric for your curtains.

From the finest wools and linens to the most beautiful satins and silks, our wonderful fabric collection features thousands of fabrics ideally suited to make beautiful curtains and blinds. We also have a large selection of curtain poles, tracks and accessories so you can get as creative as you like.

Do you have a question? Call us on 01273 605574
or email us at sales@mistersmith.co.uk





MADE TO MEASURE

Once you've chosen your fabric, we will visit you at home or on site to measure up, offer advice or talk through any further ideas you have.

Shortly after you'll receive a detailed quote from us usually by email and if you choose to go ahead, we'll be able to advise the timeline for your curtain project.



Do you have a question? Call us on 01273 605574
or email us at sales@mistersmith.co.uk

FITTING YOUR CURTAINS

You are in safe hands with our team of expert fitters. Each one is a master of their craft.

Your curtain designer will allocate a time suitable to you to have your new curtains fitted and on the day our fitters will arrive, fit your curtains and or pole and leave your home clean and neat with the addition of beautiful new curtains.

Delivery and installation of made to order curtains and blinds can range from six to ten weeks depending on project size and requirement.

Do you have a question? Call us on 01273 605574
or email us at sales@mistersmith.co.uk





THE DETAILS

Curtain Lining

Our curtains are lined as standard but can also come unlined, blackout lined, interlined or lined in a coloured lining or in a different fabric.

Visit our shops or get in touch to discuss the quality, finish, full range of linings and different styles of our made to measure curtains.

Curtain Headings

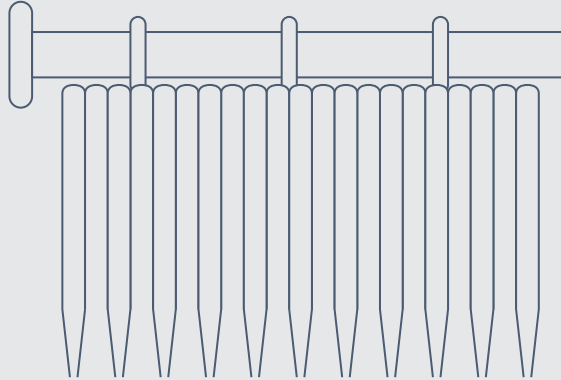
There are many different styles of curtain heading available – to simplify things we've listed out a few of our most popular styles.

Once you've chosen your fabric talk to us about the different heading options available and what will work best with your chosen fabric and style.

Do you have a question? Call us on 01273 605574
or email us at sales@mistersmith.co.uk

PENCIL PLEAT

A smart and classic look – fabric is gathered to resemble a neat row of pencils. Works well with all fabric styles and patterns. Pencil pleat curtains can be used with either poles or tracks, ensuring a good fit for your window.



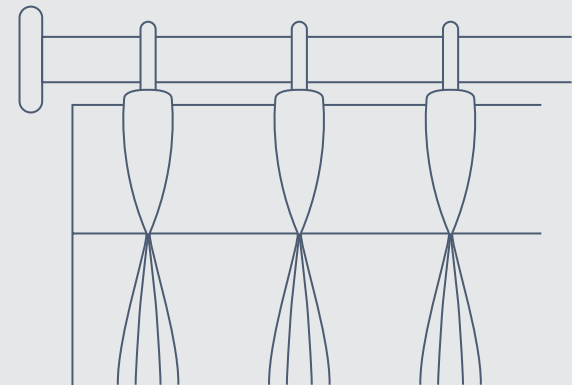
Do you have a question? Call us on 01273 605574
or email us at sales@mistersmith.co.uk





GOBLET

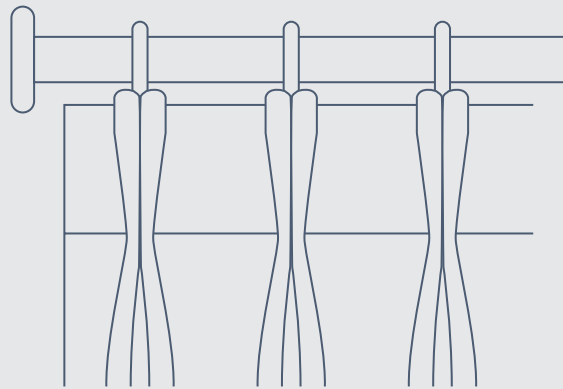
An opulent, rounded more formal style. This heading resembles a row of small cups or goblets. This dramatic style particularly complements large rooms and windows. Can be used with both tracks and poles.



Do you have a question? Call us on 01273 605574
or email us at sales@mistersmith.co.uk

DOUBLE PINCH

This heading gives a smart and tailored look to your room – fabric is expertly gathered into a double pinch and drapes beautifully. Works well with all fabrics. Can be used with both tracks and poles.



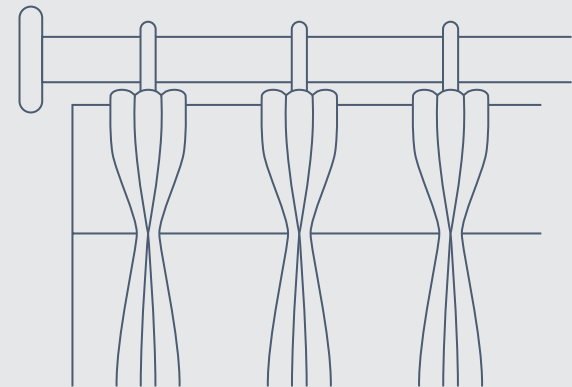
Do you have a question? Call us on 01273 605574
or email us at sales@mistersmith.co.uk





TRIPLE PINCH

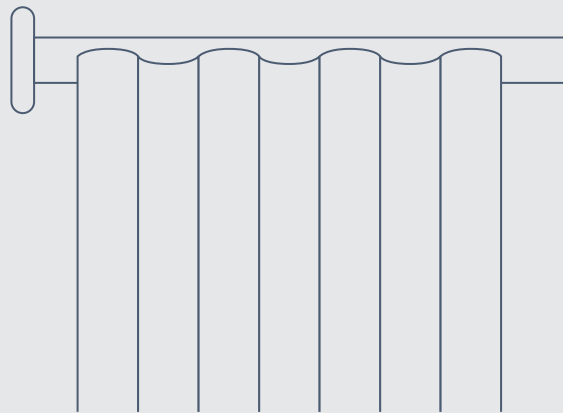
For additional wow factor. This heading gives a smart tailored look to your room with a little more volume and gathers beautifully. Works well with all fabrics. Can be used with both tracks and poles.



Do you have a question? Call us on 01273 605574
or email us at sales@mistersmith.co.uk

WAVE

No fuss - simple and modern – the waveheading is a newer style and works well with clean lines and minimalistic interiors. Works well with all fabrics – we like stripes! Best used with a track system.



Do you have a question? Call us on 01273 605574
or email us at sales@mistersmith.co.uk





TRIMMINGS & TIE BACKS

A coordinating or contrasting trim and tie back for your curtains will add detail and interest and can be used to pick up an existing accent colour used in the room.

Use trim to soften the look of a crisp fabric or to draw the eye upward or downward.

Our shops stock everything from super smart wide band ribbon through to light hearted pom-pom and glass beads.



Do you have a question? Call us on 01273 605574
or email us at sales@mistersmith.co.uk

CURTAIN POLES AND TRACKS

Wooden Poles

We sell hand-finished wooden poles, cut to your exact size requirements, we have great range of modern colours available to suit today's interiors and lots of gorgeous finishes including gilded, antiqued, distressed, stained and polished.

Curtain Tracks

We offer a wide range of made to measure curtain tracks suitable for a straight or curved bay window, our collection includes the innovative Metropole, which is the perfect solution if you need a track, but prefer the look of a pole.

Metal Poles

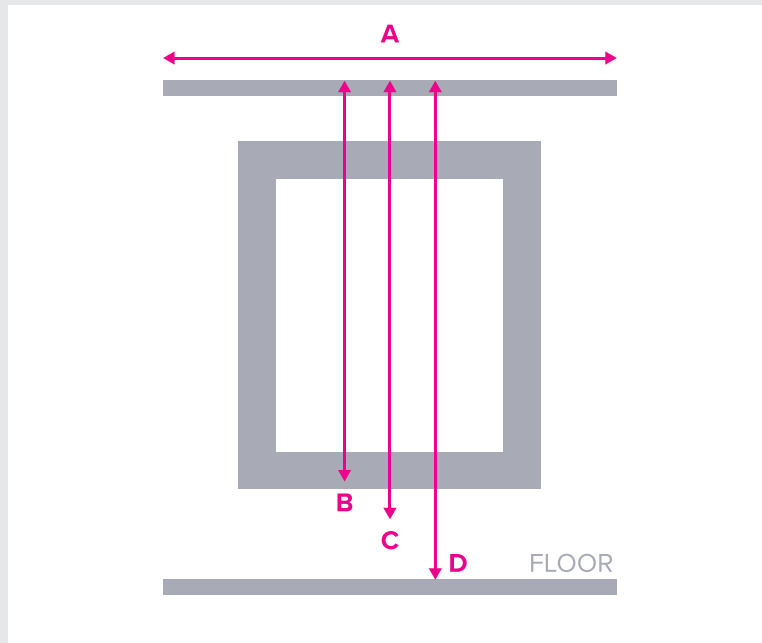
Metal poles are a sleek and contemporary look and work well with eyeleted curtains and wave headings. For a softer look try our Powder Coated range in a selection of beautiful pastel colours.

Visit our shops to choose from a wide range of sizes, shapes and finials.

Do you have a question? Call us on 01273 605574 or email us at sales@mistersmith.co.uk



CURTAIN TRACK MEASURING GUIDE

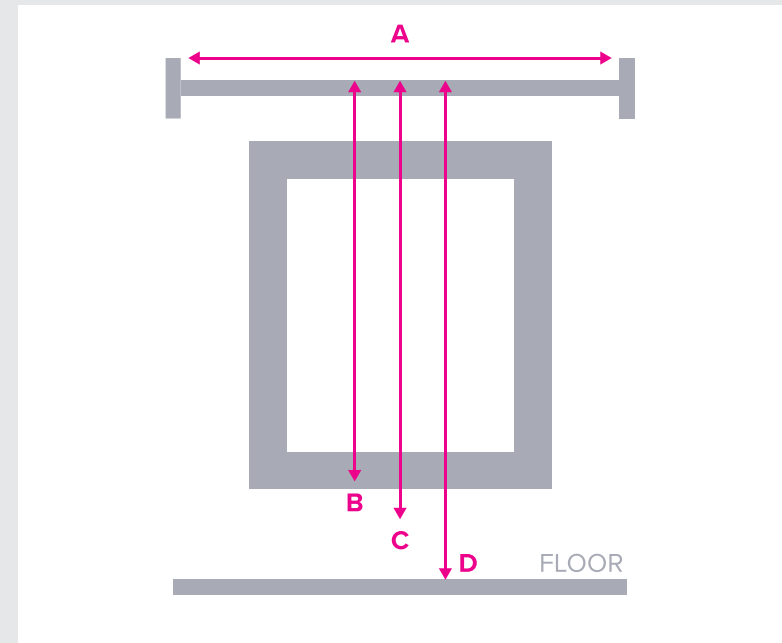


Step 1: Measure the full width of the curtain track from end to end using a metal tape measure (A).

Step 2: Measure the height from the top edge of the track to where you would like your curtains to hang. We suggest curtains finish either:

- B.** 1.5cm above sill
- C.** 15-20cm below sill (or 2cm above radiator)
- D.** 1.5cm above floor

CURTAIN POLE MEASURING GUIDE



Step 1: Measure the width between the end caps of the curtain pole (A).

Step 2: Measure the height from the underside of the curtain pole to where you would like your curtains to hang. We suggest curtains finish either:

- B.** 1.5cm above sill
- C.** 15-20cm below sill (or 2cm above radiator)
- D.** 1.5cm above floor

EXPERT TIPS & TRICKS

Height

Make your window appear larger than it is by hanging your curtain pole around 15cm higher than the top of the window.

Width

Ensure your curtain pole is at least 60cm wider than your window – 30cm each side. when you open your curtains you won't obscure any glass and you'll let in as much light as possible.

Do you have a question? Call us on 01273 605574
or email us at sales@mistersmith.co.uk





MISTER SMITH

INTERIORS • SINCE 1963

23 New Road, Brighton,

East Sussex, BN1 1UF

Tel: 01273 605574

Email: sales@mistersmith.co.uk

www.mistersmith.co.uk

